



ROMANSTONE[®]
INTERLOCKING PAVING STONES

CENTURY SERIES™ LEDGE ROCK™

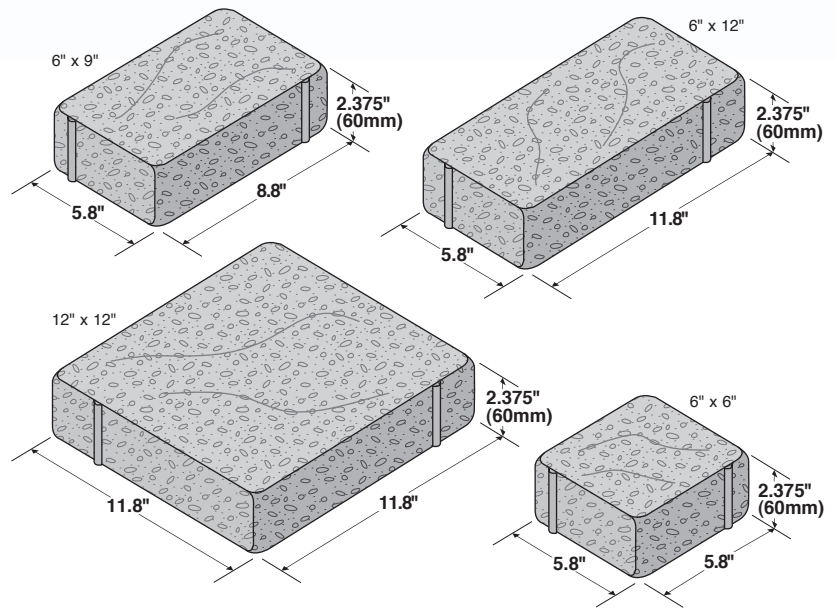


BETHANY LEDGE

HARVEST BLEND

MOUNTAIN GRAY

TIMBERWOOD BLEND



SIZE	UNITS/Sq. Ft.	Sq. Ft./PALLET	UNITS/PALLET	WEIGHT/PALLET
5.8" x 5.8" x 2.375" (60MM)	4.25	107	448	2,830 LBS
5.8" x 8.8" x 2.375" (60MM)	2.8	101	280	2,730 LBS
11.8" x 11.8" x 2.375" (60MM)	1.03	112	112	2,980 LBS
5.8" x 11.8" x 2.375" (60MM)	2.1	112	224	2,980 LBS

Ledge Rock adds a subtle surface texture to traditional cobble paving stones. By tumbling the stones the natural stone texture is accented. The result is the most natural looking shape offered in the Romanstone product line.



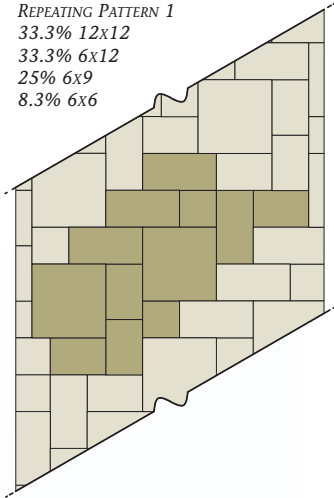
Ledge Rock's surface texture adds style, without creating an uneven pavement.

SPECIFICATIONS

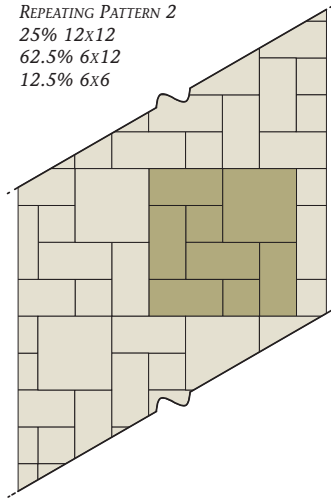
Ledge Rock is produced using a “no-slump” concrete mix, made under extreme pressure and high frequency vibrations. Unit pavers will meet or exceed the requirements established in the ASTM C936 (standard specification for interlocking concrete paving units). Requirements of this standard include an average compressive strength of 8,000 psi, average absorption no greater than 5%.

LAYING PATTERNS

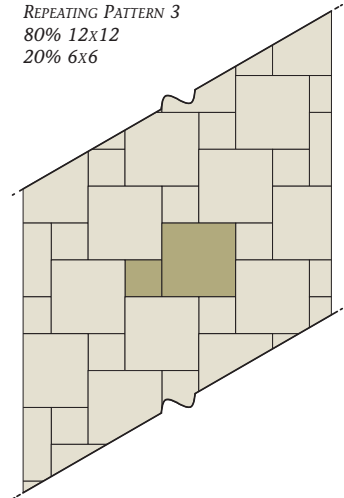
REPEATING PATTERN 1
33.3% 12x12
33.3% 6x12
25% 6x9
8.3% 6x6



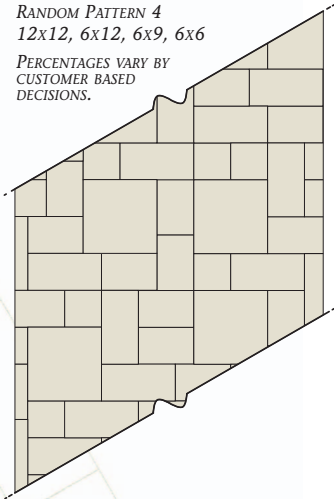
REPEATING PATTERN 2
25% 12x12
62.5% 6x12
12.5% 6x6



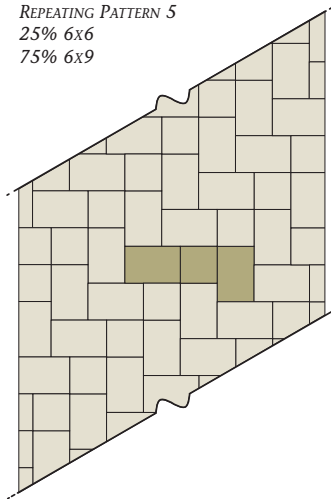
REPEATING PATTERN 3
80% 12x12
20% 6x6



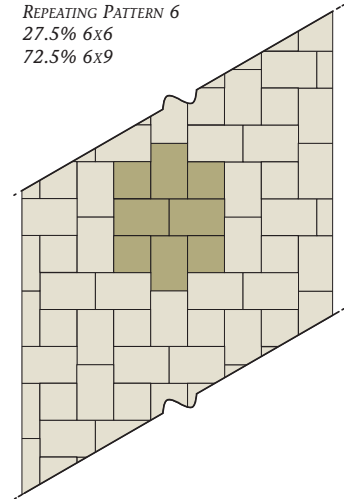
RANDOM PATTERN 4
12x12, 6x12, 6x9, 6x6
PERCENTAGES VARY BY
CUSTOMER BASED
DECISIONS.



REPEATING PATTERN 5
25% 6x6
75% 6x9



REPEATING PATTERN 6
27.5% 6x6
72.5% 6x9



Proudly Distributed by:



www.romanstone.com



For ICPI Technical Notes
visit www.romanstone.com